

How to spec your **CSPF** for Quote

CUSH Single Point Fab-Flex


Numerous configurations and mounting styles require us to make this order guide for our Cush Single Point (Center-Point) model. Even with this guide we ask you to review individual model drawings to get your correct configuration, mounting height, & axle spacing. Please refer to model drawings for installation notes and parts. The images below show the most common configurations for these models. Cush provides a fabricated design to allow for multiple features and options.



Spring Over-Slung Axle Trunnion Mount Hanger Style



Spring Under-Slung Axle Trunnion Mount Hanger Style







Straddle Mount Hanger Style



The definition of the spring and axle with trunnion tube style can get confusing, the abbreviations are relative to the spring position as it relates to the axle and the trunnion.

<i>Abv.</i>	<i>Desc. Spring & Axle Configuration</i>
OSA	Spring is Over-Slung the Axle
USA	Spring is Under-Slung the Axle
<i>Abv.</i>	<i>Desc. Spring & Trunnion Tube Configuration</i>
OST	Spring is Over-Slung the Trunnion Tube Mount
UST	Spring is Under-Slung the Trunnion Tube Mount

- Choose your Model part number per Spring style.

<i>Abv.</i>	<i>Desc. Model Capacity & Spring Configuration</i>
CSPF443	44K 3 leaf Tapered Spring (~120# savings with 44K parts)
	
CSPF503	3 leaf Tapered 50K Spring (~80# wt savings from 505)
	
CSPF505	5 leaf 50K Spring (<i>TRA-3222 Spring</i>)
	
CSPF50N	No Springs, Customer supplied <i>TRA-3222</i>
	

- Choose your axle configuration, with the spring Over-Slung or Under-Slung the axle. Choose your Trunnion Tube configuration, with the spring Over-Slung or Under-Slung the tube. Review the configuration Axle Spacing and Ride Heights loaded and unloaded to help determine your hanger trunnion height.

Model Type	Axle Config.	Trunnion Config.	Trunnion Wall Thk.	Hanger Style	Typical Application Description	Unloaded		Loaded	
						Axle Spacing ~"AS"	Mounting Height ~"MH"	Axle Spacing ~"ASL"	Mounting Height ~"MHL"
Y	OSA	OST	3/4"	H	50K TopMount Frameless Tipping	50.5	TH+2	51.5	TH+0.5
F	OSA	UST	3/4"	H	50K TopMount Frame Type Non-Tipping	50.5	TH+2	51.5	TH+0.5
Z	USA	OST	3/4"	H	50K LowMount Type Non-Tipping Trailers	53	TH-7.5	52.5	TH-9
D	USA	UST	3/4"	H	50K LowMount Type Non-Tipping Trailers	53	TH-7.5	52.5	TH-9
L	USA	UST	3/4"	H	50K Lowboy Type Non-Tipping, wide axle spc	54.5	TH-7.5	52.5	TH-9
T	OSA	OST	1/2"	S	50K TopMount Frame Type Tipping Trailers	50.5	TH+2	51.5	TH+0.5
U	USA	OST	1/2"	S	50K LowMount Frame Type Tipping Trailers	53	TH-7.5	52.5	TH-9
N	OSA	OST	1/2"	H	44K Frame Type Non-Tipping Trailers	50.5	TH+2	51.5	TH+0.5
H	USA	OST	1/2"	H	44K Non-Tipping Trailers	53	TH-7.5	52.5	TH-9

- Choose your elastomer type, Poly-Urethane or Rubber.

Abv.	Desc. Trunnion Bushing and End Cap Pad Material Style
R	Black Rubber Bushings and Rubber Pads (+/- 15 deg Oscillation Max-non tipping)
P	Blue Poly-Urethane Bushings (high articulation) and Urethane Pads (For Free Oscillation applications)



Choose spring centers (SC) for you appropriate axle track, and your trunnion hanger centers (THC). Cush Standard axle seat connection style is half seat welded and U-bolted design (U).

Abv.	Desc. Spring Beam Centers (per axle track)
37U	37" Centers, 71.5" axle track required (THC = 21.13")
38U	38" Centers, 71.5" axle track required (THC = 22.13")
43U	43" Centers, 77.5" axle track required (THC = 27.13")
44U	44" Centers, 77.5" axle track required (THC = 28.13")
XXU	Customer "XX" Centers, Customer to spec axle and THC



- Choose your hanger style, Trunnion Tube Hanger or Trunnion Straddle Mount Hanger. Choose your hanger height, Trunnion Tube Hanger (none, 2.5, 4.5, 6.5, 8.5) or Straddle Mount Hanger (12" to 19"). Leave this field blank for unit with tube only and no hangers.

Abv.	Desc. Trunnion Hanger Style
H	Pedestal Trunnion Tube Hanger Mount, Bolted
S	Straddle Mount Tube Hanger Mount, Welded (Style 1, same hgr plates)
W	Straddle Mount Tube Hanger Mount, Welded (Style 2, narrow front posts)
N	50K trunnion tube only, no hangers mounted (for load scale applications)

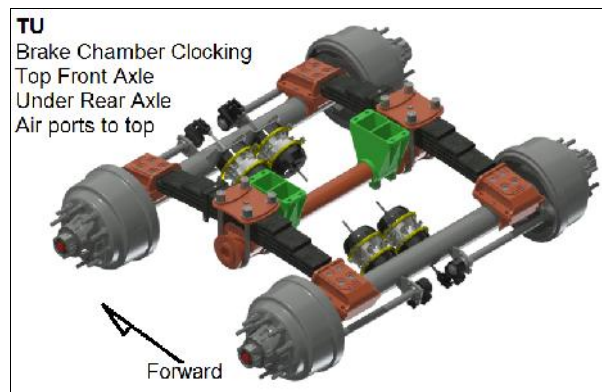
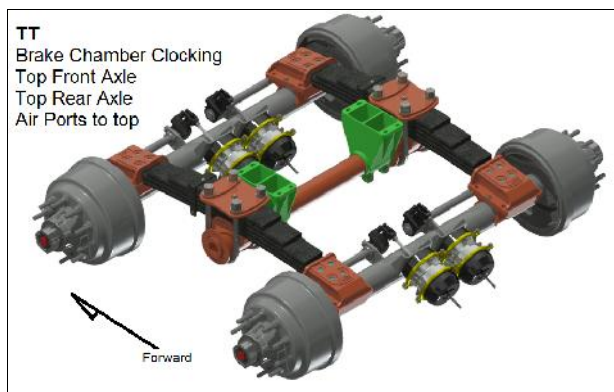


- If you want a Cush integrated axle we would ask you to choose the axle model and your brake configuration. Non-ABS on the front axle and ABS on the Rear axle.

Customer Name:	
Contact:	
Phone:	
Ref Quote#:	

Abv.	Desc. Brake Chamber Clocking (w/direction of wheel rotation)
TT	Topmount front Topmount rear axle
TU	Topmount front Undermount rear axle (end dumps)
DB	Disc Brake, Chambers to clear springs

Abv.	Desc. Cush Axle Style
C05	Chambers top ports on top, 71.5"T spindle, Dressed, 25K long cam, oil, 30/30
C01	Chambers under ports on top, 71.5"T spindle, Dressed, 25K long cam, oil, 30/30
C04	Chambers top ports on top, 77.5"T spindle, Dressed, 25K long cam, oil, 30/30
C02	Chambers under ports on top, 77.5"T spindle, Dressed, 25K long cam, oil, 30/30
D01	Pan22 Disc Brake, 71.5"P spindle, Dressed, 25K, oil, Hot 20/24
D02	Pan22 Disc Brake, 77.5"P spindle, Dressed, 25K, oil, Hot 20/24



With this information your full model number can be spec'd out for a **Request for Quote:**

Model Definition			Unit configuration			If Cush Integrated Axles	
Model	Model Type	Bushing Style	Spring Centers U-Bolted	Hanger Style	Hanger Height	Chamber & Axle Combo	Front/Rear NonABS or ABS (track)
CSPF503	Y	R	37U	H	Blank=none	TT5	C05N/C05A (71.5")
CSPF505	F	P	38U	S	2.5	TU5	C05N/C01A (71.5")
CSPF443	Z		43U	W	45	TT4	C04N/C04A (77.5")
CSPF50N	D		44U	N	6.5	TU4	C04N/C02A (77.5")
CSPF44N	L		XXU		8.5	DB1	D01A/D01A (71.5")
	T				12	DB2	D02A/D02A (77.5")
	U				13.5		
	N				15		
	H			17			
				19			